



# NOTHING **IS** PHOTOGRAPHY

Special Feature

## GETTY IMAGES

**PROFILE**

Sandeep Menon

**TECHNIQUE**


Behind the shot

**STORY**

Behind the shot



# NBP ISSUES...



Cover Photo :-  
**Amit Dhongde**



Members of NBP had to wait this time a bit longer to get the promised 3rd issue in hand. Apology is extended from the NBP team with the support of assurance of delivering the future copies well before the next calendar month ends, i.e. before 20th of each month.

NBP takes real pride in announcing that our member count not only has surpassed the coveted 600th mark, but also its entries in the contests have increased significantly— both in quantity and quality point of view. Every time there is a new contest, we see a number of new members participating actively and quite a few of them coming out with flying colours too. But the saddest part of the fairytale is many of them just come, win & go without testing themselves for the consistencies. They usually forget, reaching the top may be tough, but the toughest part of the game is to maintain the place over there for long.


There are other occasions to feel cheered in NBP these days like young as well as elder members overpowering more efficient DSLR users with their PNS & Mobile Camera, namely Saptak & Suresh Jadhav. Specially Mr. Suresh, whom I know very well personally as a documentary photographer till now, just picked up his Samsung Galaxy Mobile and shoot for the contest “SHADOW”. Rest we all know what happened....the entry triumphed defeating all the SLR entries and just missed the “PHOTOGRAPH OF THE MONTH” by a whisker. It shows to win a contest, it is not always the gears, but the imagination that matters. In true sense, it is the triumph of our team NBP too which sees the reason of its creation to come alive.

Warm wishes from team NBP to all its members for the Happy New Year 2013. Just keep clicking, don't stop.

Arun Saha

# FORTNIGHTLY CONTEST " SHADOW "

**WINNER**



Suresh.J

**Suresh Jadhav- 13 Points**

**Amit Dhongde.- 11 Points**



**Nidal Adnan**



2nd  
R  
u  
n  
n  
e  
r  
U  
p

**Clear Lens- 7 Points**



**Sandeep Menon**

**Bhushan Ahire**





© Ranu 2011

Ranu Chakraborty

Saptak Banerjee

Ganesh Vanarase



Looking for a website for your business ?

Get a website in Rs.2500 only !!

Or need a website for your rock band ?

Want to showcase your art online ?



visit us : [bit.ly/inkmagic](http://bit.ly/inkmagic) contact : 8981423820



# PROFILE

## Sandeep Menon

Sandeep Menon, basically from Kerala and currently working in a private telecom MNC at Bangalore, bought his first camera (Canon 1000D) 3 years back in 2009 while working in PUNE. The



To  
Reach  
Sandeep



Face book page

<https://www.facebook.com/pages/Sandeep-Menon-Photography/100986403320612?ref=hl>

Flickr Page

<http://www.flickr.com/photos/96521010@N00/>  
[www.flickrriver.com/photos/krsaurabh/popular-interesting/](http://www.flickrriver.com/photos/krsaurabh/popular-interesting/)

Cell: 8008633354







main purpose of buying a camera at that time was to photograph the monthly outing which he had in his office. Slowly he started getting out of his comfort zone of AUTO mode and

understood the true potential of that little genius. According to his experience, three things are most important for creating good photographs.





- 1 Know your equipment.
- 2 Know how to post process an Image.
- 3 Inspiration from others' works.

Sandeep's specialty is that he doesn't specialised himself to any particular form of photography, instead he shoots whatever captures his interest. Though he had been a part of many Photowalks in Pune and Bangalore, but still he loves to be alone while shooting rather than being in a group.

His photo was picked by judges during WINE festival in PUNE and got recognized for his work. One of his pic shot at Shivaji Market, Pune was showcased among the Top 100 pics in RED FRAMES, Frames of my city in 2011.





# Fortnightly Contest :

# NIGHT SHOT



Vinay Tiwari : 12 Votes

**WINNER**



Siddhartha De : 10 Votes

**1st  
Runner Up**

Joy Bhowmik : 9 Votes



Deadly Dreamer



**2nd  
Runner Up**



Tarin 1975

Ranu Chakraborty





Nain Kaul

Avsji




Arun Saha

Waseq



Bhushan Ahire



**Swarat Ghosh**

This picture taken at varanasi depicts human emotions at its best where a working kid is selling flowers in the ghat and must be wondering about her fortune that why she can't play like others of the same age. Those small kids are simply enjoying their lives while another character is doing his regular activity on a ghat i.e cleaning cloths and also in the distance we can



# Story Behind The Shot

see boat carrying travellers. So, here one can see lot of stories are generating at a single moment. That's what life is all about I guess.



**Sandeep Menon**

This was shot when I was on my way to SilentValley National Park , Kerala. I was alone and I stopped at this location to capture the scene of valley below. After that I turned back toward my bike and then noticed the interesting curvature of the road. I composed the frame and took 2-3 shots of the road, but I felt something was missing. Then I waited for 4-5 mins and this bus entered the scene and I compensated the "Missing" feeling in the shot.





I woke up very early in the morning on one Saturday... Thanks to my 6 month old son... After he was asleep, I set out looking out for some unknown places... The first was a lake which did not mesmer-

ize me at all... So i decided to go down to the river at the Rajiv Gandhi Bridge at Aundh in Pune... I have passed this location many a times enroute to office... Always wanted to



p@ttu



go there very early in the morning... And to my luck, lots and lots of birds... Hundreds of River terns, few painted storks, some wagtails, lots of herons... But the birds did not attract me since I did not have the Lens for the Bird Photography... What made my day was a couple of fisherman going around in their boats and throwing their nets out

to catch a few FISH... The Fisherman would throw a small fish from his boat on the calm waters and then would slowly row his boat to that place and then get up and give the NET a big throw... This routine he continued for almost one hour... Awesome sight... Would surely visit this place again...





# GETTY IMAGES

As everybody knows that Flickr is the haven for the amateur photographers worldwide for online sharing, but there are international stock-agencies like GETTY IMAGES who opens a window for us to earn some bucks by selling our creations too. A good number of our members got the invitations from GETTY to submit their pics for the same and a few of them have earned too. Here are some of their collections which are featured in the GETTY IMAGES' sell gallery.

## Tarin 1975







Rahul R





Sandeep Menon

**Equipments used.**  
**Canon 1000D**  
**55-250mm lens**  
**tripod stand**  
**YN468 external flash**  
**Radio trigger ( for flash)**  
**Water baloon**  
**Long sharp needle.**

This was shot in a dark room. Camera set on tripod stand with long exposure of 5 sec. Hanged the water balloon on a thread and composed the shot.

Keep your external flash on remote unit of radio trigger and step down the output power to 1/64 or 1/128. Place the same at a convenient location near balloon (cover the flash with plastic cover to avoid water damage)

flash trigger have a transmitter unit which we normally mount on camera hotshoe. Here I kept the transmitter in my right hand so if I press the test fire button on transmitter the flash will trigger. Switched off all the light. Pressed the shutter and

camera started a 5 sec exposure. Prick the balloon with a long sharp needle and at the same time press the test fire button on the transmitter which is kept in your right hand. (lot of patience and practice required here).

After bursting 15-20 water balloons i got 4-5 shots which were good.

Learning:- In high speed photographs it is not the high shutter speed of camera which freezes the action.(camera is always kept on long exposure 5-10sec). The

extremely short duration of flash light ( at 1/64 or 1/128th power the flash illuminates the scene for extremely short duration in terms of 1/15000 sec or 1/20000 sec, which helps us to freeze the action

## Technique Behind The Shot



p@ttu



Most of us would have tried this many a times... Zoom Burst technique...

Tried this during the Ganesh Visarjan at Pune... Shot at 1/15 shutter speed and then zoomed the lens from 15mm to 85mm ( I use a 15-85mm lens)... Just wanted to get the feel of the DHOL through the zoom Burst...



Bhushan Ahire

Equipments used. Canon 550D  
18-55mm lens  
Tripod, Steel Plate Dropper.  
Put water in



steel plate on table or stool. Setup camera on tripod with manual focus. This setup

should be in dark room.

The angle of the flash should be inclined to reflect from steel plate.

Shot multiple shots to get perfect like I did. I took around 300 shots to get the above shot.



**Equipment used :** Glass bowl. Water. Dropper. Food Color. White background Writing Pen. Lots of patience! For water drop photography you need a tripod and an external flash to freeze the water drops but this was shot without tripod and external flash.



Anagha Mundle

Camera Settings  
**Camera :** Canon EOS 550D (set to Manual Mode)  
**Lens Type:** Canon EF-S 18-55mm f/3.5-5.6  
**IS Exposure:** 0.005 sec (1/200)  
**Aperture:** f/10.0  
**Focal Length:** 36 mm  
**ISO Speed:** 100  
**Inbuilt Flash**  
Put water in glass bowl on table and

position camera in front of bowl, at the same height or a little bit higher. Place the white cardboard at the back of bowl. It helps to reflect the flash light. Hold the writing pen in the place where the drops are falling to have a point of focus and take multiple shots.

# Fortnightly Contest : **MONUMENT**

WINNER

Saurabh Chatterjee 11 Votes



*arunsahafotografys*



1<sup>st</sup> Runner up

Arun Saha 10 Votes





2<sup>nd</sup> Runner Up

Rahul R 05 Votes

Tarin 1975

Tripti



Priyesh Ranjan



Sandeep Menon



Janit Vora

Nidal Adnan

Siddhartha De



Suresh.j

Suresh B Jadhav

# Fortnightly Contest : **ROUND/CIRCLE**

**WINNER**

Priyesh Ranjan  
12 Votes



Pooja Tiwari 11 Votes

2<sup>nd</sup> Runner Up

Arun Saha 9 Votes

ARUNSAHAFOTOGRAFYS



Habeeb

Anagha Mundle



Avsji



Nidal Adnan

Siddhartha De





Sandeep Menon

Ravi Prabhune



# MONTHLY CONTEST VERTICAL

WINNER



Deadly Dreamer-15 Pts.

## JUDGE SAYS

How many times have you seen a ship-shot taken vertically without losing any of its dimensions? A well thought-out composition of a loadless ship showing from top of the radar to the near bottom part and from one corner to the other. Though the shot could have been easier had it been taken horizontally, but without losing any of the essence while following the tougher path made the shot outstanding. And the icing on the cake was its highly saturated colour of the sunset and its reflection without showing it actually. The human presence on the deck keeps the shot more live. Overall a perfect blend for the best vertical shot.

2<sup>nd</sup> Runner Up

## JUDGE SAYS:-

An ultimate example of juxtaposition of line art and photography. Simple vertical wooden bars along with the human figure makes the pic an absolute art and the man in action pours life in it. Overall the pic depicts the isolated vertical world of the working people silently.



Tarin 1975- 5Pts.






This month , the judge of the contest was Mr. Arun Saha, the editor of E-Mag NBP. Serving as an Aerial Photographer in Indian Air Force for 16 yrs, he finally got himself retired to indulge 100% in the field of his own choice having a “Diploma in Photography” from Indian Govt. and Master Degree in “Journalism & Mass Communication” under his belt.

“As the monthly contest theme has been ‘VERTICAL’, onus to be a standout pic here clearly lies on the composition, framing and choice of subject. There are many entries here with outstanding visuals, subjects, expressions and compositions, but my preference will go to those three only seeing whom one should say, “wao!! This could not have been better had it not been taken vertically”.

Arun Saha




Nidal Adnan- 11Pts.

1<sup>st</sup> Runner up


## JUDGE SAYS:-

Though Taj Mahal shot from the front or rear view never makes justice in vertical frame, but this shot taken from the righthand entrance with the black frame in the foreground is always perfect in the vertical aspect. The presence of human figures decorated the otherwise lifeless frame and the monument with life. Perfect exposure on the monument with the azure in the sky enhances the overall beauty.



Rahul Ravindra  
Photography

2<sup>nd</sup> **RunnerUp** **Rahul R 5Votes**



Ganesh. V

Clear Lens





Suresj.J

2<sup>nd</sup> Runner Up


Suresh Jadhav



Siddartha De



Suneet Dehran



Saptak Banerjee

# PHOTOGRAPHER OF THE MONTH

## OCT-NOV 2012 FINAL STANDING

RANK	ID	1 <sup>st</sup> FORTNIGHTLY		2 <sup>nd</sup> FORTNIGHTLY		MONTHLY		TOTAL
		SHADOW	NIGHT SHOT	ROUND	MONUMENT	VERTICAL		
						MEMBERS' VOTE	JUDGE'S VOTE	
1.	DEADLY DREAMER		10			12	3	25
2.	ARUNSAHA		4	9	10	1		24
3.	NIDAL ADNAN	4		5	3	10	1	23
4.	SURESHJADHAV1	13			3	5		21
5.	IMPRIYESH			12	4			16
6.	DIGITAL DEGENERATE		10	2	1	2		15
7.	SANDEEP MENON	5		4	4	1		14
8.	VINAY		12					12
9.	SAPTAK	3	1	1	4	3		12
10.	POOJA			11		1		12
11.	SAURABH				11			11
12.	AMIT	11						11
13.	TARIN		4	1	1	3	2	11
14.	RAHUL			1	5	5		11
15.	AVSJI		5	5		1		11
16.	RANU	1	8					9
17.	JOY		9					9
18.	BHUSHAN	3	4			1		8
19.	WASEQ		6	1				7
20.	SUNEET					6		6
21.	HABEEB			6				6
22.	NAIN		5					5
23.	GANESH	1		1		3		5
24.	TRIPTHI		1		4			5
25.	ANAGHA			4				4
26.	RAVI			2				2
27.	VJAY					1		1
28.	PRATHAMSS					1		1
29.	SUMAN					1		1
30.	JANIT VORA				1			1
31.	MAYANK		1					1
32.	SMRITI		1					1

# PHOTOGRAPH OF THE MONTH

OCT-NOV 2012

**Deadly Dreamer**



# PHOTOGRAPHER OF THE YEAR

## OCT-NOV 2012 FINAL STANDING

RANK	ID	TOTAL		RANK	ID	TOTAL
1.	ARUN SAHA	89		26.	ROBIN C	10
2.	SANDEEP MENON	61		27.	MONISH	10
3.	TARIN1975	52		28.	RITU	10
4.	DEADLY DREAMER	46		29.	BHASKAR DUTTA	10
5.	RAHUL R	44		30.	SAI PHOTO ARTS	10
6.	SAURABHCHATTERJEE	41		31.	TRIPTHI	10
7.	IMPRIYESH	41		32.	BHUSHAN	9
8.	NIDAL ADNAN	38		33.	JOY	9
9.	SAPTAK	33		34.	SATHELITE	9
10.	PRATHMSS	31		35.	MAYANK W	8
11.	RANU CHACKRABORTY	29		36.	K S KULKARNI	8
12.	RAZU	26		37.	ANAGHA	7
13.	SURESHJADHAV	25		38.	HABEEB	6
14.	SUMANC	19		39.	PRITAMSAHA	6
15.	WASEQ	18		40.	JIMREEVES	6
16.	NILANJAN SASMAL	17		41.	RUCHIT05	5
17.	DIGITAL DEGENARATE	15		42.	RAJIB_SHARMA	5
18.	GANESH V	15		43.	VIJAY	4
19.	SUNEET DEHRAN	14		44.	ARUN_K_ROY	4
20.	POOJA TIWARY	13		45.	PIYUSH	2
21.	SOUGATAS	13		46.	AMI	2
22.	VINAY	12		47.	CLEAR LENS	2
23.	AMIT	11		48.	SMRITY	2
24.	AVSJI	11		49.	RAVI	2
25.	SNIPER!	11		50.	SHAILESH THITE	1

**NBP proudly announces .....**

**“THE PHOTOGRAPHER OF THE YEAR” contest in which the photographer secured maximum number of voting points at the end of the NBP calendar year (20 Aug 2012 to 19 Aug 2013) through all its fortnightly & monthly contests will be adjudged the winner.**

**(The Prize will be declared later on)**



## **NEXT NBP ISSUE**

- X'MAS Celebration In Pune
- [EXPLORE] In Flickr
- Birdshoot At Bhigwan
- Getty Images
- And Many More.....